

How to Apply for a Student Leadership Position

- 1) Visit massart.edu/student-leadership-opportunities to review job descriptions and the application timeline.
- 2) After reviewing all information on the website, scroll to the bottom and click on the 'Download Leadership Application (Word, PDF, Pages)' button:



DOWNLOAD LEADERSHIP APPLICATION (WORD, PDF, PAGES)

- 3) Download the application, complete it and save it to your computer.
- 4) Prepare your resume (create one or update an existing one); if you need to create one, utilize the resume template on the website:



RESUME TEMPLATE

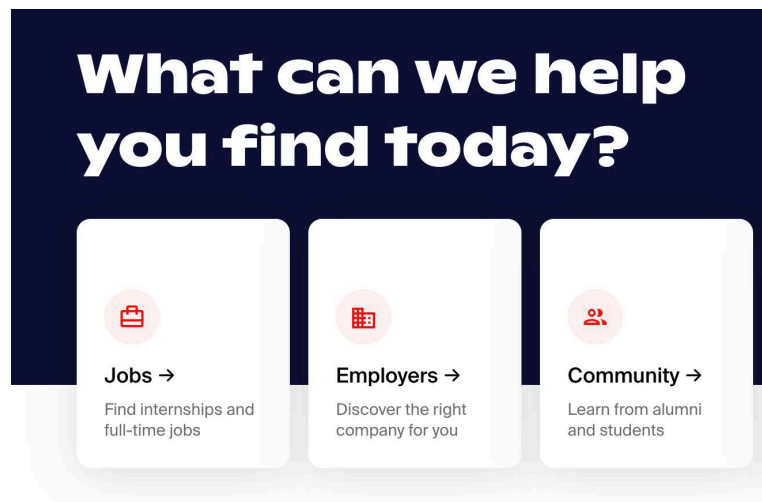
- 5) Once your application and resume are complete and saved, visit <https://massart.joinhandshake.com/login> and login to your Handshake account (using your MassArt Net ID and password). If you have issues logging into Handshake, contact Career Development.

MASSART

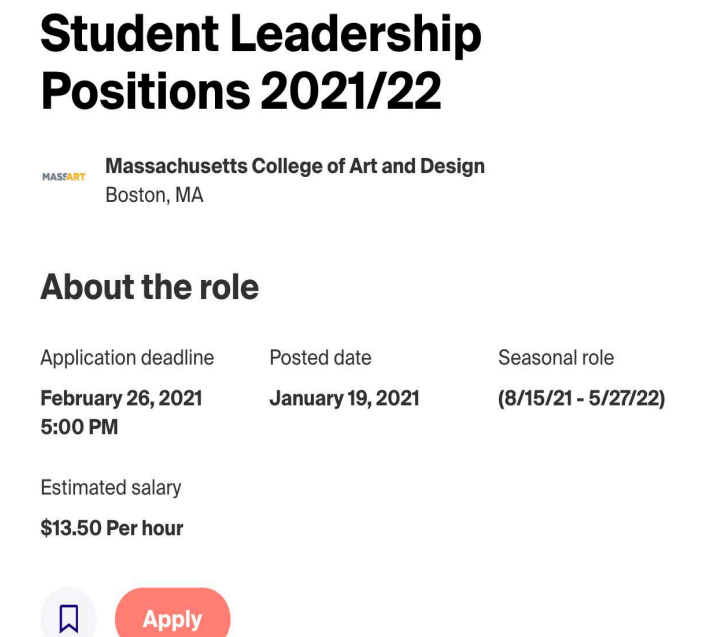
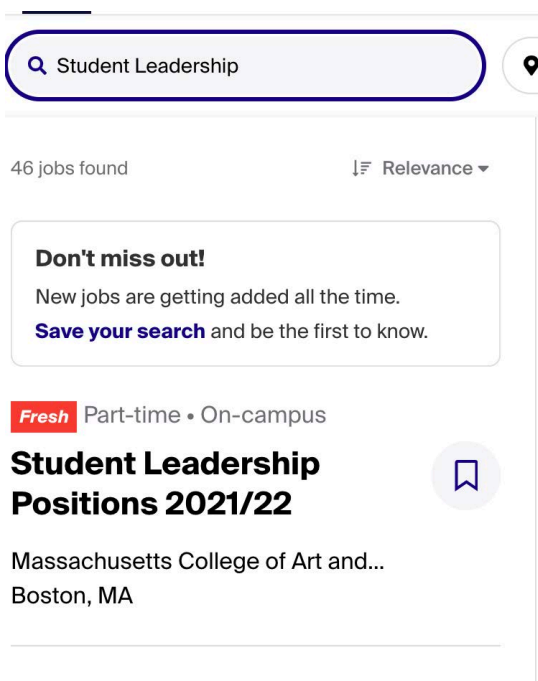
Please enter your school username and password to sign in.

Sign In

6) On the Homepage, Click on 'Jobs':



7) Type 'Student Leadership' into the search bar and select 'Student Leadership Positions 2021/2022'; then click on 'Apply':



8) Attach your resume under #1; then attach your Leadership Application under #2 (Attach other required documents). Finally, complete question #3. Then hit 'Submit Application'.

Apply to Massachusetts College of Art and Design



Details from Massachusetts College of Art and Design:

Applying for Student Leadership Positions 2021/22 requires a few documents. Attach them below and get one step closer to your next job!

1. Attach your resume

or

Upload New

2. Attach other required documents

Instructions from employer: Leadership Application available on:
<https://massart.edu/student-leadership-opportunities>

or

Upload New

3. Work Authorization ?

Are you legally authorized to work in the United States?

☐ Yes ☐ No

Will you now or in the future require visa sponsorship?

☐ Yes ☐ No

☐ **Prefer not to answer these questions ?**

Submit Application